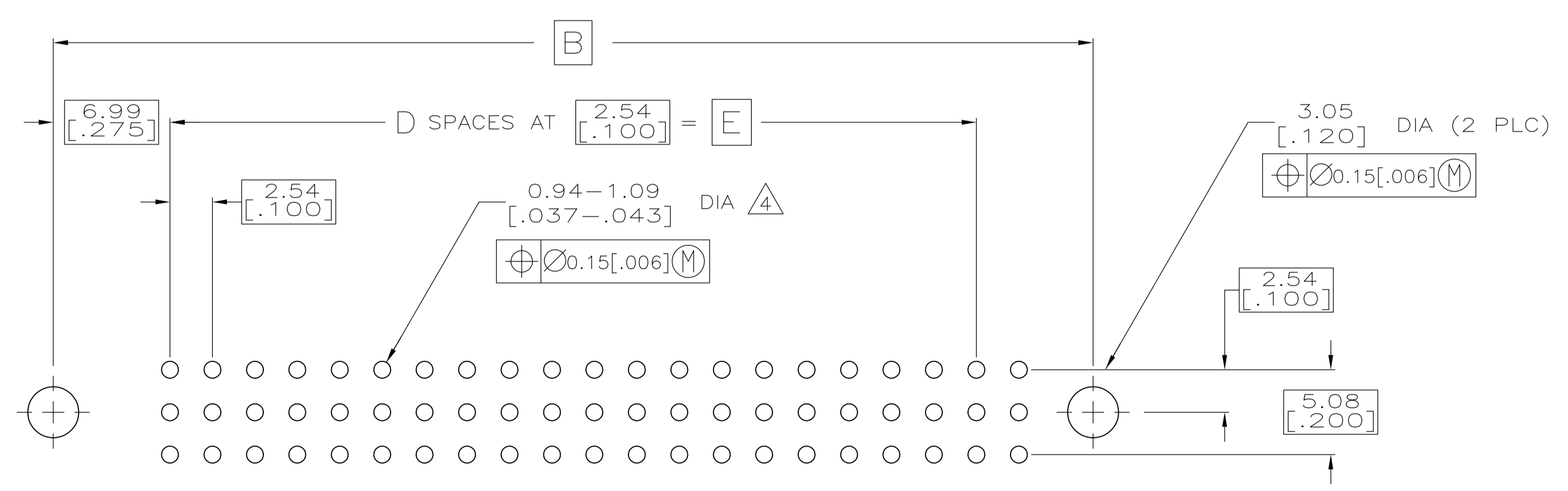
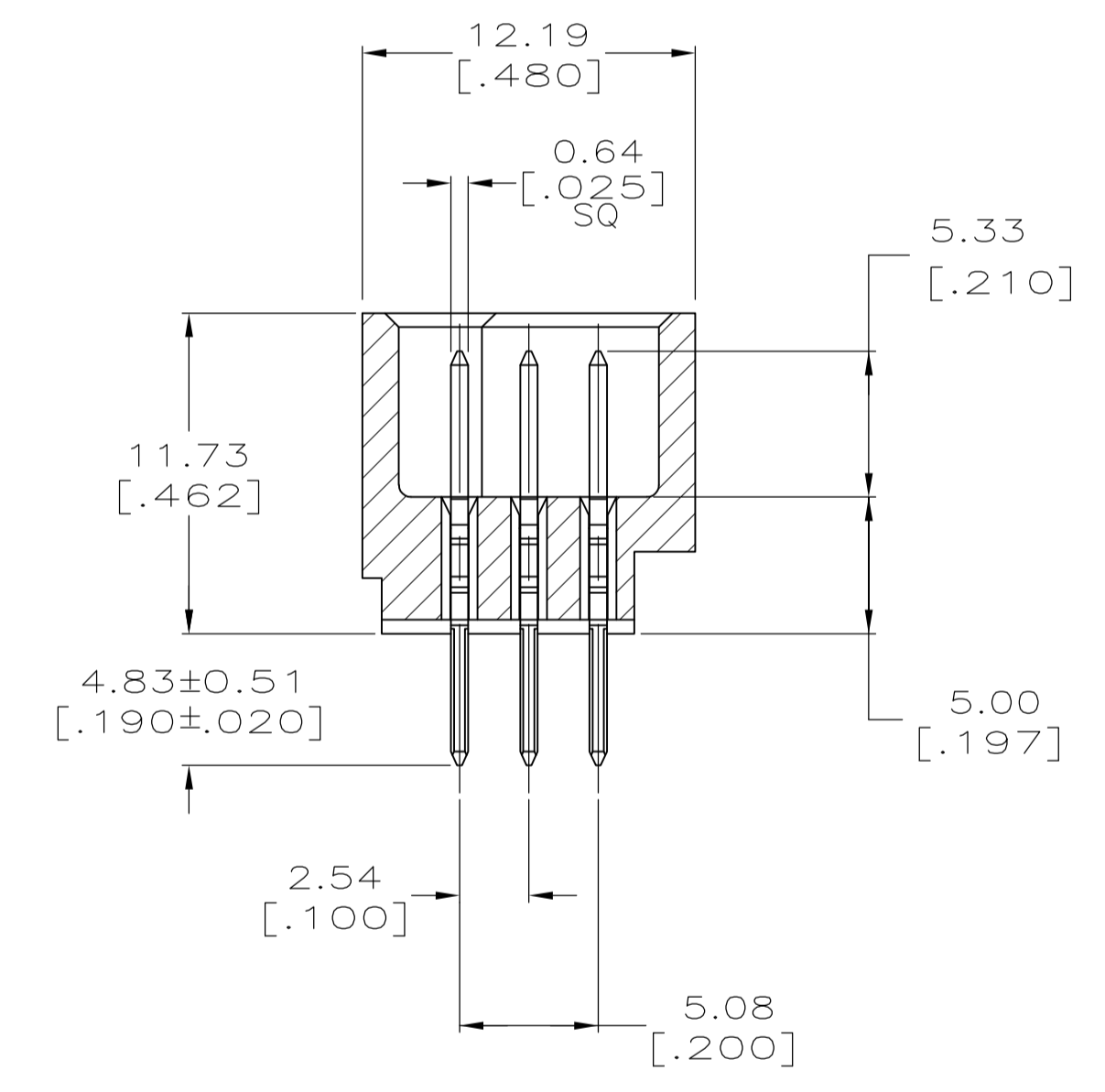
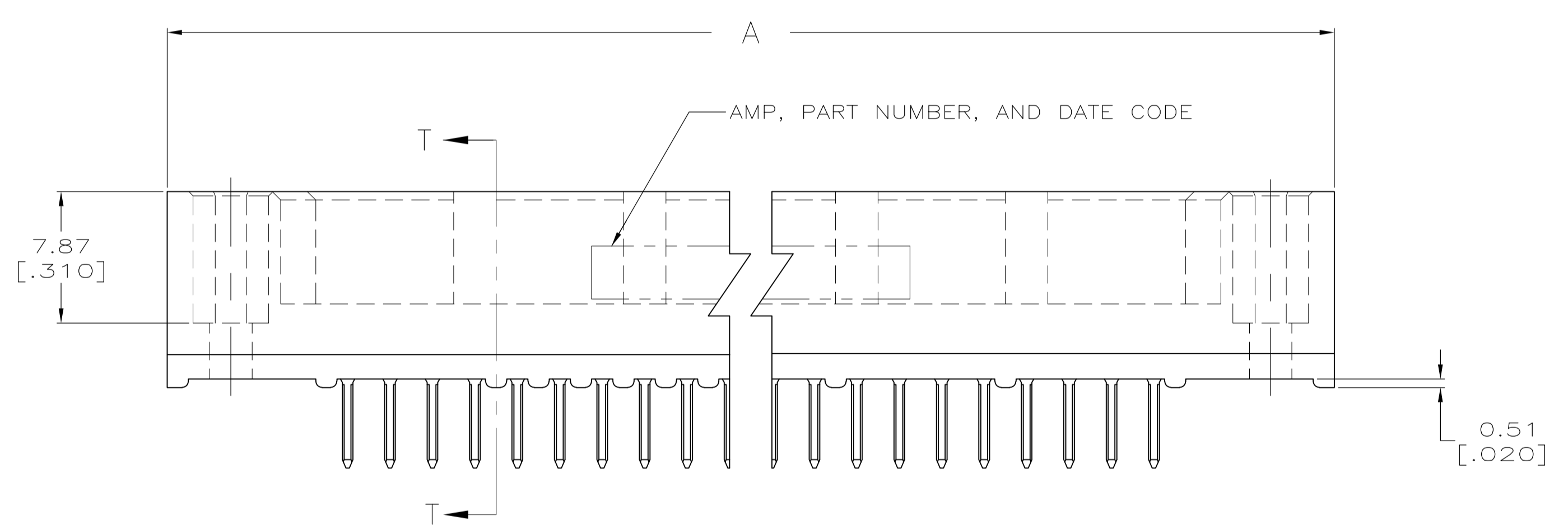
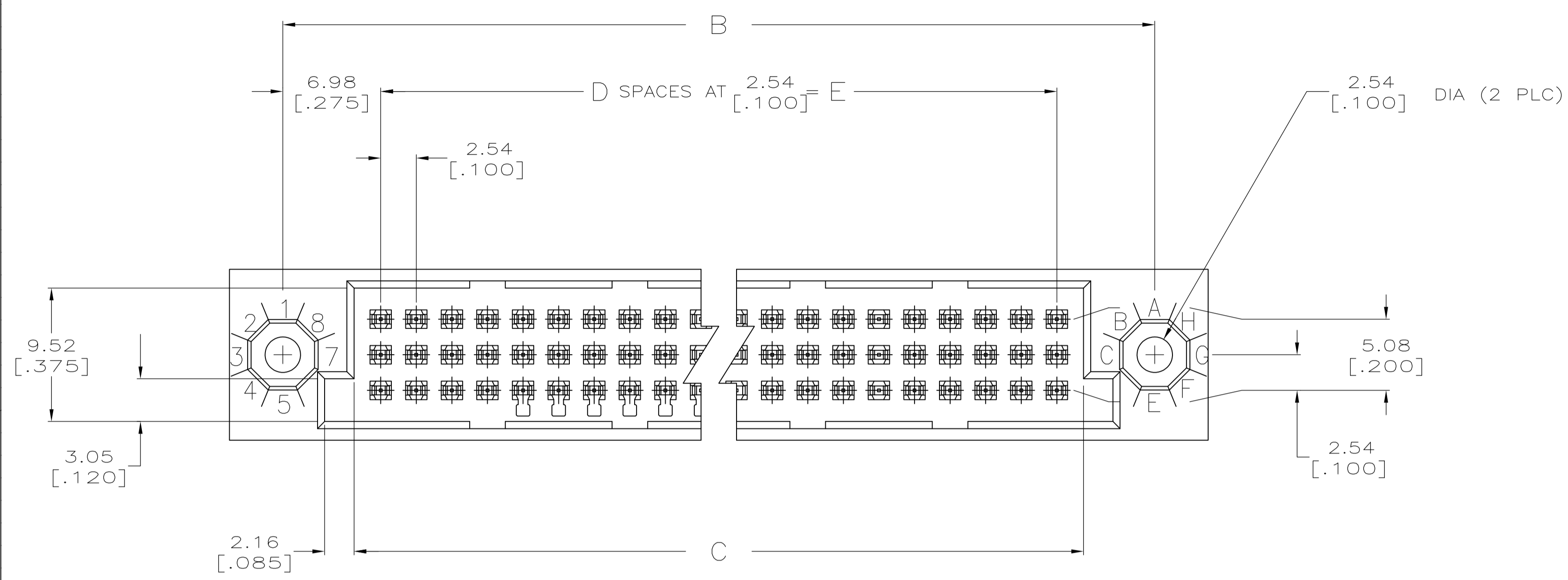


LOC		DIST		REVISIONS			
P	LTR	DESCRIPTION	DATE	DN	APVD		
0		RELEASE PER EC 0512-0036-05	03MAR05	JDP	AMS		
01		REVISED PER ECO-09-024927	10NOV09	KK	AEG		



RECOMMENDED P.C. BOARD LAYOUT

THIS DRAWING IS A CONTROLLED DOCUMENT.		DIN J. POLIGNONE 03MAR05	Tyco Electronics Corporation Harrisburg, Pa 17105-3608
DIMENSIONS: mm [INCHES]		CIK A. SHARPE 03MAR05	
TOLERANCES UNLESS OTHERWISE SPECIFIED:		APVD A. SHARPE 03MAR05	NAME ASSEMBLY, PIN, VERTICAL, HDI, LEAD-FREE, 3 ROW, WITHOUT GUIDES, 4.83[.190] SOLDER POSTS
0 PLC ± - 1 PLC ± - 2 PLC ± - 3 PLC ± 0.13 [.005] 4 PLC ± - ANGLES ± -		PRODUCT SPEC	APPLICATION SPEC
MATERIAL Δ1 Δ2	FINISH Δ3	WEIGHT -	RESTRICTED TO -
CUSTOMER DRAWING		SIZE A1	SCALE 4:1
		CAGE CODE 00779	DRAWING NO. 5532433
		SHEET 1 OF 2	REV 01

- ① HOUSING MATERIAL: THERMOPLASTIC.
- ② CONTACT MATERIAL: COPPER ALLOY.
- ③ CONTACT FINISH: .00127-.00254 [.000050-.000100] NICKEL UNDERPLATE ALL OVER; .00076 [.000030] GOLD PLATE IN CONTACT AREA, TIN PLATED POSTS.
- ④ SOLDER PIN POST RECOMMENDED P.C. BOARD HOLE SIZES ARE 0.94-1.09 [.037-.043]; RECOMMENDED PAD DIA IS 1.52 [.060].
- ⑤ HOUSINGS WITH CENTER MOUNTINGS ARE RECOMMENDED FOR ASSEMBLIES HAVING 75 CONTACTS PER ROW OR MORE.
- ⑥ OBSOLETE PARTS: OBSOLETE CIS STREAMLINING PER D.RENAUD/D.SINISI

⑤⑥	OBSOLETE	187.96 [7.400]	74	191.77 [7.550]	201.93 [7.950]	209.55 [8.250]	225	1-5532433-2
		175.26 [6.900]	69	179.07 [7.050]	189.23 [7.450]	196.85 [7.750]	210	1-5532433-1
		137.16 [5.400]	54	140.97 [5.550]	151.13 [5.950]	158.75 [6.250]	165	5532433-8
		124.46 [4.900]	49	128.27 [5.050]	138.43 [5.450]	146.05 [5.750]	150	5532433-7
⑥	OBSOLETE	111.76 [4.400]	44	115.57 [4.550]	125.73 [4.950]	133.35 [5.250]	135	5532433-6
		73.66 [2.900]	29	77.47 [3.050]	87.63 [3.450]	95.25 [3.750]	90	5532433-2
		60.96 [2.400]	24	64.77 [2.550]	74.93 [2.950]	82.55 [3.250]	75	5532433-1
		E	D	C	B	A	POSN	PART NUMBER

THIS DRAWING IS A CONTROLLED DOCUMENT.		DIN J. POLIGNONE	03MAR05	Tyco Electronics Corporation Harrisburg, Pa 17105-3608	
DIMENSIONS: mm [INCHES]		CIK 03MAR05	03MAR05	Tyco Electronics	
TOLERANCES UNLESS OTHERWISE SPECIFIED:		APVD A. SHARPE	03MAR05	NAME ASSEMBLY, PIN, VERTICAL, HDI, LEAD-FREE, 3 ROW, WITHOUT GUIDES, 4.83[.190] SOLDER POSTS	
0 PLC ± -	1 PLC ± -	APPLICATION SPEC		SIZE CAGE CODE DRAWING NO	
2 PLC ± -	3 PLC ± 0.13 [.005]	RESTRICTED TO		A1 00779 C=5532433	
4 PLC ± -	ANGLES ± 0° 30'	MATERIAL		WEIGHT	
FINISH		CUSTOMER DRAWING		SCALE 4:1 SHEET 2 OF 2 REV 01	